

GEL 2V 200Ah



Specification	
Cells Per Unit	1
Voltage Per Unit	2
Capacity	200Ah@10hr-rate to 1.80V per cell @25°C
Weight	Approx. 14.0 Kg (Tolerance±3%)
Internal Resistance	Approx. 0.8 mΩ
Terminal	F10(M8)
Max. Discharge Current	1000A(5 sec)
Design Life	20 years (floating charge)
Maximum Charging Current	40.0A
Reference Capacity	C3 156.0AH C5 173.0AH C10 200.0AH C20 212.0AH
Float Charging Voltage	2.27 V~2.30 V @ 25°C Temperature Compensation: -3mV/°C/Cell
Cycle Use Voltage	2.37 V~2.40 V @ 25°C Temperature Compensation: -4mV/°C/Cell
Operating Temperature Range	Discharge: -40°C~60°C Charge: -20°C~50°C Storage: -40°C~60°C
Normal Operating Temperature Range	25°C±5°C
Self Discharge	Less than 3% at 25°C per month
Container Material	A.B.S. UL94-HB, UL94-V0 Optional.



- ### Application
- Solar/Wind Power System
 - Uninterruptible Power Supplies (UPS)
 - Electric Power Systems (EPS)
 - Emergency Backup Power Supplies
 - Communication Power Supplies
 - DC Power Supplies
 - Auto Control System

Dimensions

Length	172.5±1mm (6.79 inches)
Width	110±1mm (4.33 inches)
Height	328±1mm (12.9 inches)
Total Height	351±1mm (13.8 inches)
Terminal	Value
M5	6~7 N*m
M6	8~10 N*m
M8	10~12 N*m

Unit: mm

Constant Current Discharge Characteristics : A(25°C)

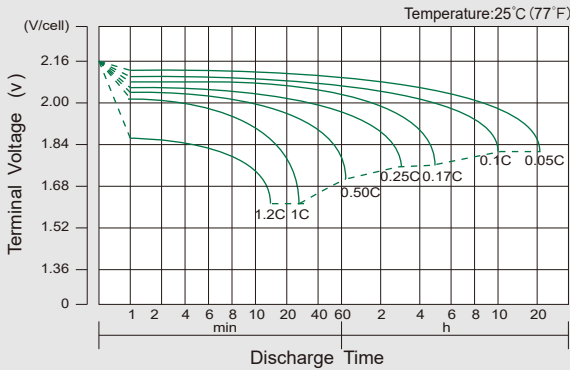
F.V/Time	15min	30min	1h	2h	3h	4h	5h	8h	10h	20h
1.60V	252.6	195.6	130.8	80.2	58.6	45.0	36.0	26.6	20.8	11.2
1.65V	240.2	187.8	129.2	77.4	56.2	44.0	35.6	25.4	20.6	11.0
1.70V	224.0	177.0	126.8	76.2	54.8	43.0	35.0	25.0	20.4	10.8
1.75V	198.8	159.2	116.6	72.0	52.0	41.6	34.6	24.2	20.2	10.6
1.80V	171.2	145.0	110.0	68.6	50.0	40.0	34.0	23.8	20.0	10.4
1.85V	144.8	130.6	101.6	64.8	47.6	39.0	32.0	22.6	19.4	9.80

Constant Power Discharge Characteristics : WPC(25°C)

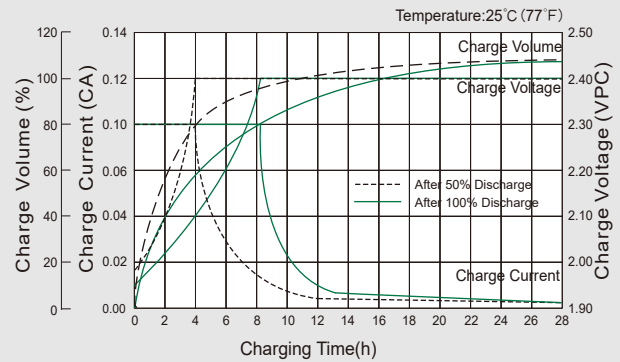
F.V/Time	15min	30min	1h	2h	3h	4h	5h	8h	10h	20h
1.60V	442.2	356.4	243.6	150.2	109.2	79.2	71.4	50.6	41.4	22.4
1.65V	430.6	354.4	242.2	148.0	107.0	78.0	70.8	50.2	41.0	22.0
1.70V	406.8	335.4	239.8	145.8	105.4	77.8	70.0	49.4	40.8	21.6
1.75V	362.2	302.4	225.0	138.2	101.6	73.8	69.0	47.8	40.4	21.2
1.80V	313.6	275.8	214.0	131.8	97.4	73.6	67.8	47.0	40.0	20.8
1.85V	267.4	248.6	198.4	124.8	92.8	68.2	64.0	44.6	38.8	19.6

Note: The above characteristics data are average values obtained within three charge/discharge cycle not the minimum values.

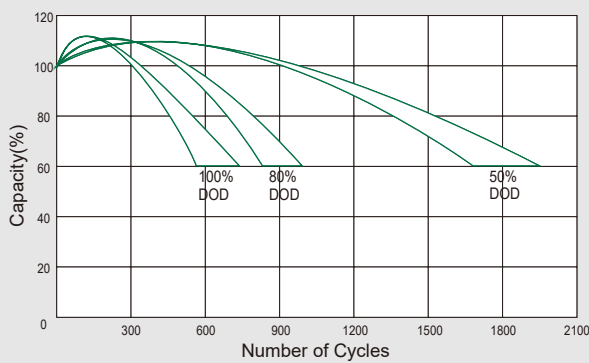
Discharge Characteristics Curve



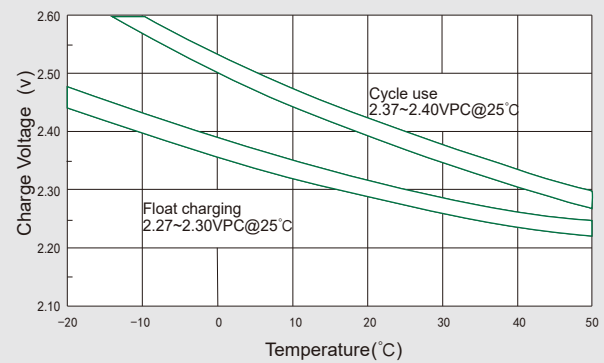
Charge Characteristic Curve for Cycle Use(IU)



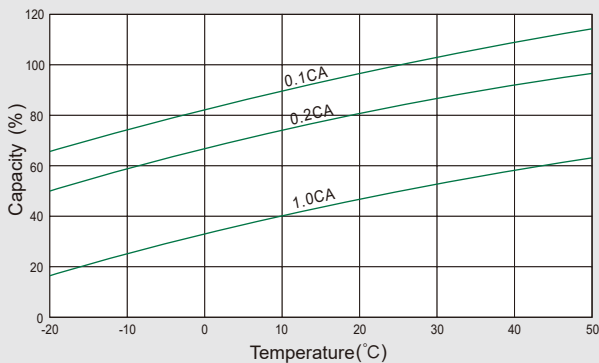
Cycle Life in Relation to Depth of Discharge



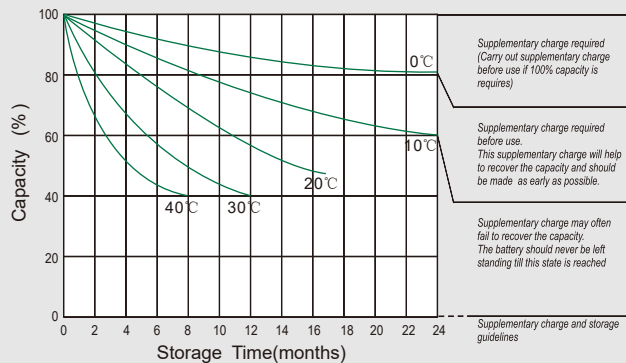
Relationship Between Charging Voltage and Temperature



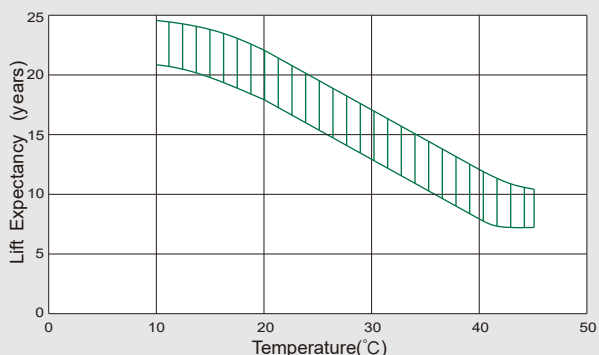
Temperature Effects on Capacity



Storage Characteristics



Effect of Temperature on Long Term Life



Relationship of OCV And State of Charge(20°C)

